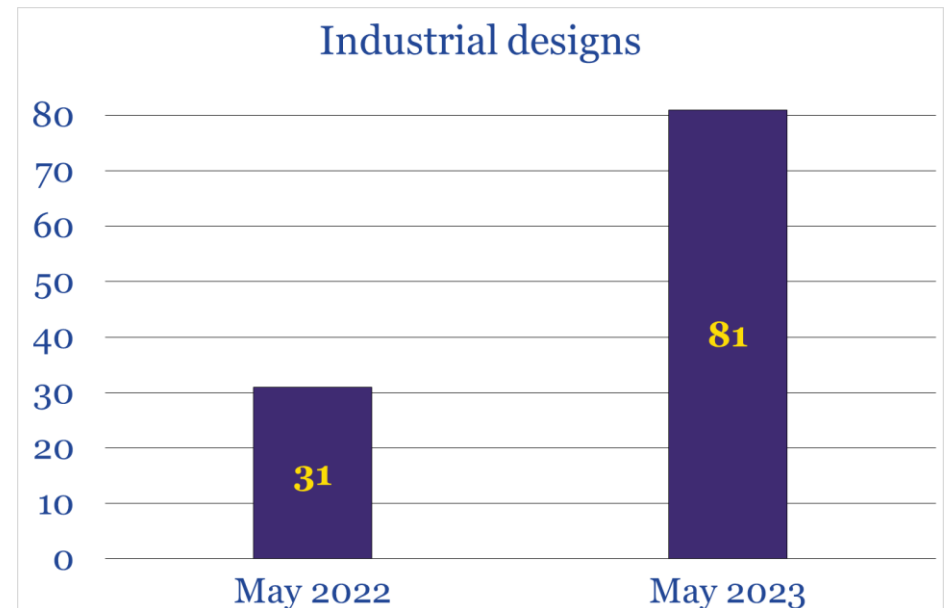
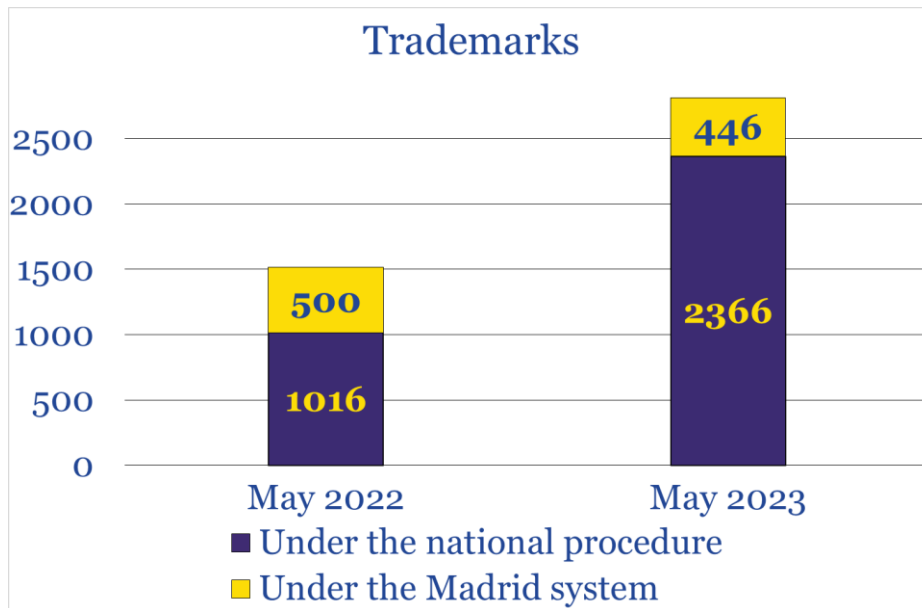
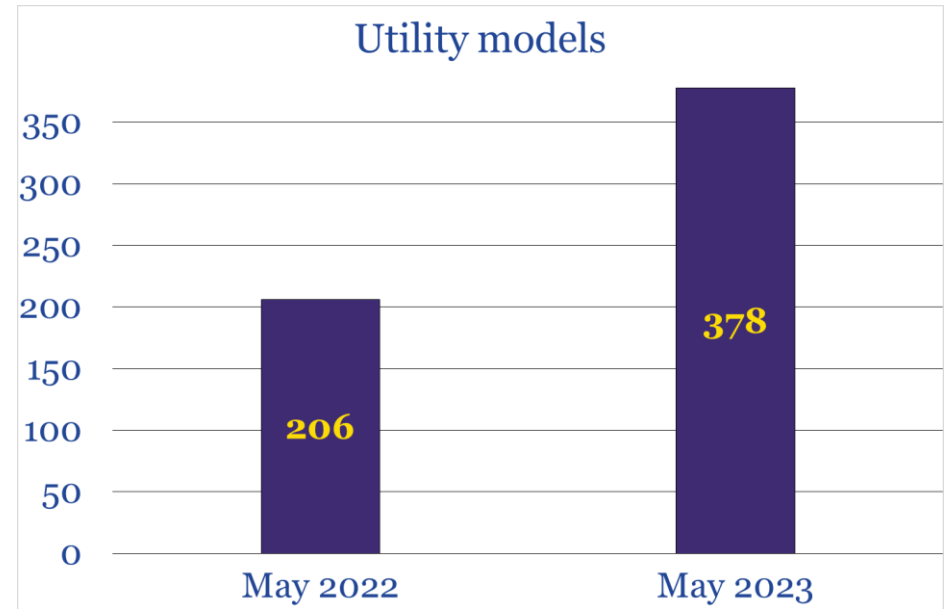
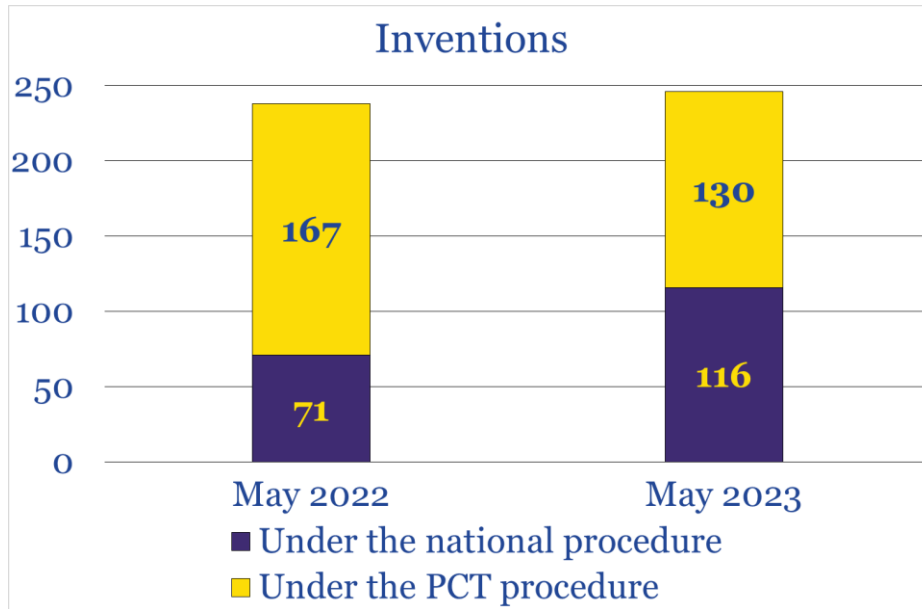


May 2023 Performance Indicators

<i>Industrial property object</i>	<i>May 2022</i>	<i>May 2023</i>	<i>May 2023 to May 2022</i>
<i>Applications filed</i>			
Applications filed total	1991	3517	176,6%
Inventions	238	246	103,4%
<i>Under the national procedure</i>	71	116	163,4%
by residents	63	111	176,2%
by non-residents	8	5	62,5%
<i>Under the PCT procedure</i>	167	130	77,8%
Utility models	206	378	183,5%
<i>Under the national procedure</i>	206	378	183,5%
by residents	205	373	182,0%
by non-residents	1	5	500,0%(>5 times more)
<i>Under the PCT procedure</i>	-	-	-
Industrial designs	31	81	261,3% (>2,6 times more)
Trademarks	1516	2812	185,5%
<i>Under the national procedure</i>	1016	2366	232,9% (>2,3 times more)
<i>Under the Madrid system</i>	500	446	89,2%
<i>Decisions made</i>			
Inventions	184	118	64,1%
Utility models	293	218	74,4%
Industrial designs	64	62	96,9%
Trademarks	1961	1472	75,1%
<i>Completed proceedings</i>			
Inventions			
<i>formal examination</i>	206	201	97,6%
<i>substantive examination</i>	187	328	175,4%
Utility models	307	222	72,3%
Industrial designs	73	73	100,0%
Trademarks			
<i>Under the national procedure</i>	2340	1530	65,4%
<i>Under the international procedure</i>	968	1018	105,2%
<i>Registered</i>			
Registered total	1945	1969	101,2%
Inventions	137	85	62,0%
<i>Under the national procedure</i>	47	46	97,9%
<i>Under the international procedure</i>	90	39	43,3%
Utility models	178	281	157,9%
Industrial designs	39	91	233,3% (>2,3 times more)
Trademarks	1591	1512	95%
International registrations	931	968	104%

IP Filings in May 2023



IP Registration in May 2023

