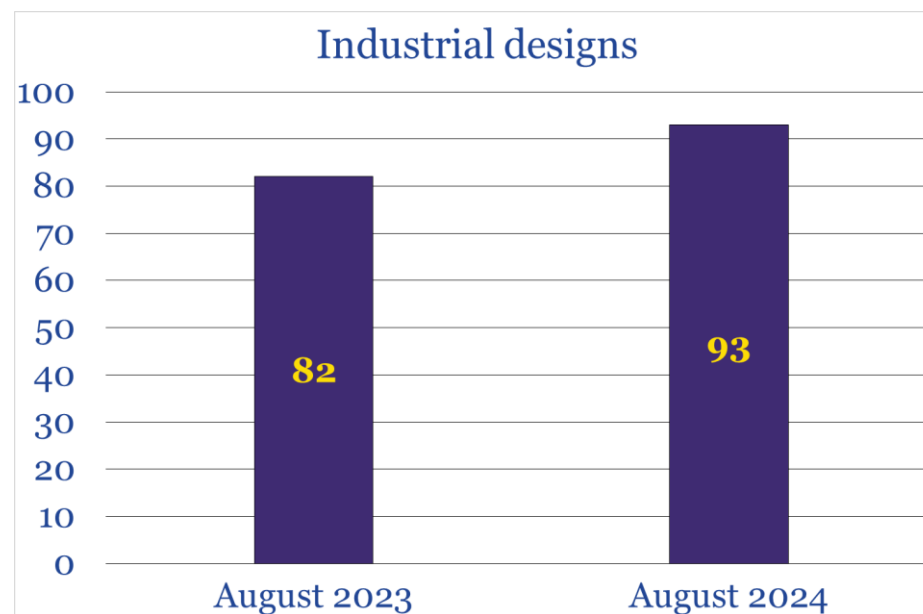
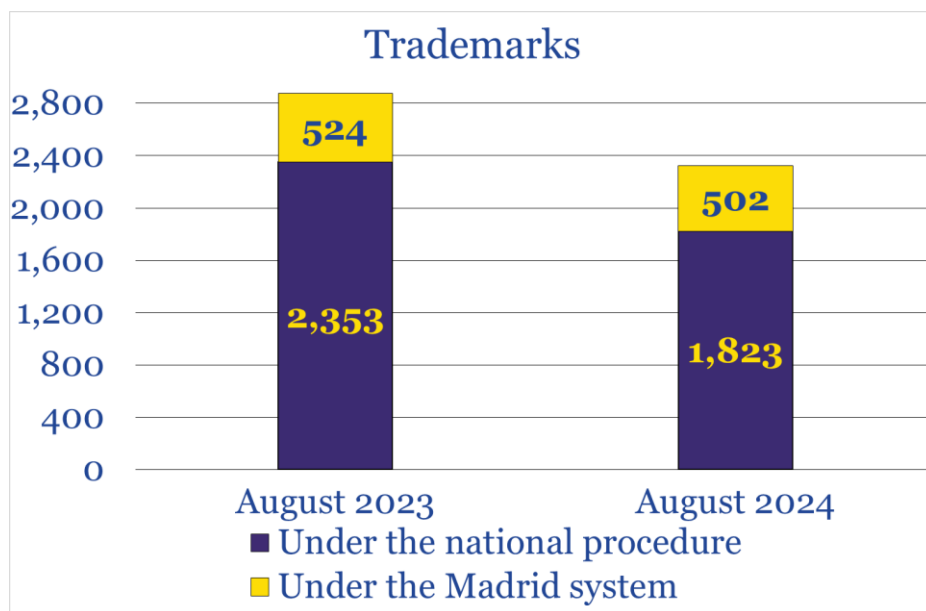
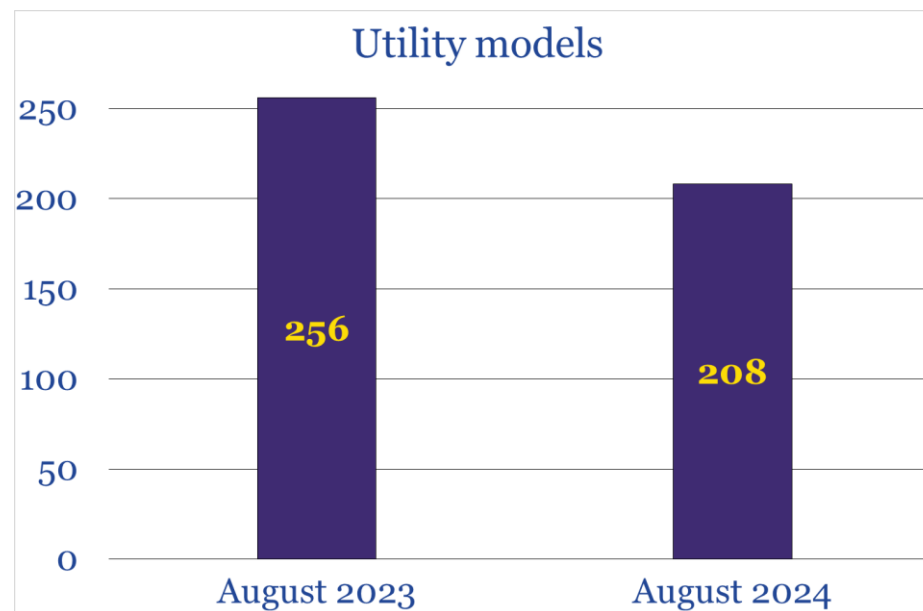
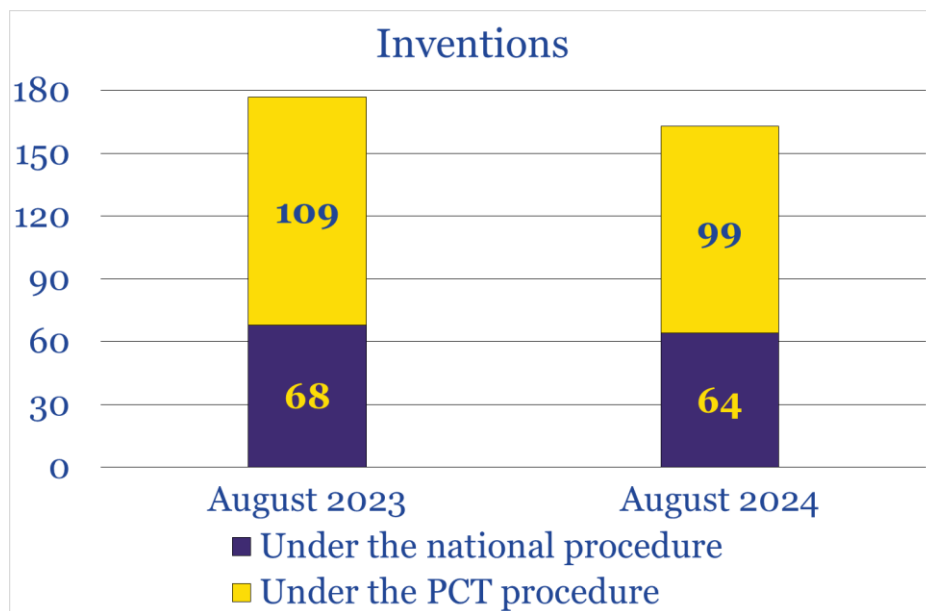


## August 2024 Performance Indicators

<i>Industrial property object</i>	<i>August 2023</i>	<i>August 2024</i>	<i>August 2024 to August 2023</i>
<i>Applications filed</i>			
<b>Applications filed total</b>	<b>3,392</b>	<b>2,792</b>	<b>82.3%</b>
<b>Inventions</b>	<b>177</b>	<b>163</b>	<b>92.1%</b>
<i>Under the national procedure</i>	68	64	94.1%
by residents	52	57	109.6%
by non-residents	16	7	43.8%
<i>Under the PCT procedure</i>	109	99	90.8%
<b>Utility models</b>	<b>256</b>	<b>208</b>	<b>81.3%</b>
<i>Under the national procedure</i>	256	208	81.3%
by residents	243	204	84.0%
by non-residents	13	4	30.8%
<i>Under the PCT procedure</i>	–	–	–
<b>Industrial designs</b>	<b>82</b>	<b>93</b>	<b>113.4%</b>
<b>Trademarks</b>	<b>2,877</b>	<b>2,325</b>	<b>80.8%</b>
<i>Under the national procedure</i>	2,353	1,823	77.5%
<i>Under the Madrid system</i>	524	502	95.8%
<b>Integrated circuit topographies</b>	–	3	–
<i>Decisions made by examination</i>			
<b>Inventions</b>	<b>83</b>	<b>117</b>	<b>141.0%</b>
on registration	81	115	142.0%
on rejection	2	2	100.0%
<b>Utility models</b>	<b>241</b>	<b>205</b>	<b>85.1%</b>
on registration	241	204	84.6%
on rejection	–	1	–
<b>Industrial designs</b>	<b>109</b>	<b>88</b>	<b>80.7%</b>
<b>Trademarks</b>	<b>1,468</b>	<b>1,401</b>	<b>95.4%</b>
on registration	1,458	1,382	94.8%
on rejection	10	19	190.0%
<i>Completed proceedings</i>			
<b>Inventions</b>			
<i>formal examination</i>	219	247	112.8%
<i>substantive examination</i>	150	185	123.3%
<b>Utility models</b>	<b>263</b>	<b>278</b>	<b>105.7%</b>
<b>Industrial designs</b>	<b>119</b>	<b>88</b>	<b>73.9%</b>
<b>Trademarks</b>			
<i>Under the national procedure</i>	1,532	1,493	97.5%
<i>Under the international procedure</i>	721	275	38.1%
<i>Registered</i>			
<b>Registered total</b>	<b>1,566</b>	<b>1,575</b>	<b>100.6%</b>
<b>Inventions</b>	<b>97</b>	<b>100</b>	<b>103.1%</b>
<i>Under the national procedure</i>	38	29	76.3%
<i>Under the international procedure</i>	59	71	120.3%
<b>Utility models</b>	<b>194</b>	<b>244</b>	<b>125.8%</b>
<b>Industrial designs</b>	<b>46</b>	<b>89</b>	<b>193.5%</b>
<b>Trademarks</b>	<b>1,229</b>	<b>1,142</b>	<b>92.9%</b>
<b>International registrations</b>	<b>642</b>	<b>272</b>	<b>42.4%</b>

## IP Filings in August 2024



## IP Registration in August 2024

