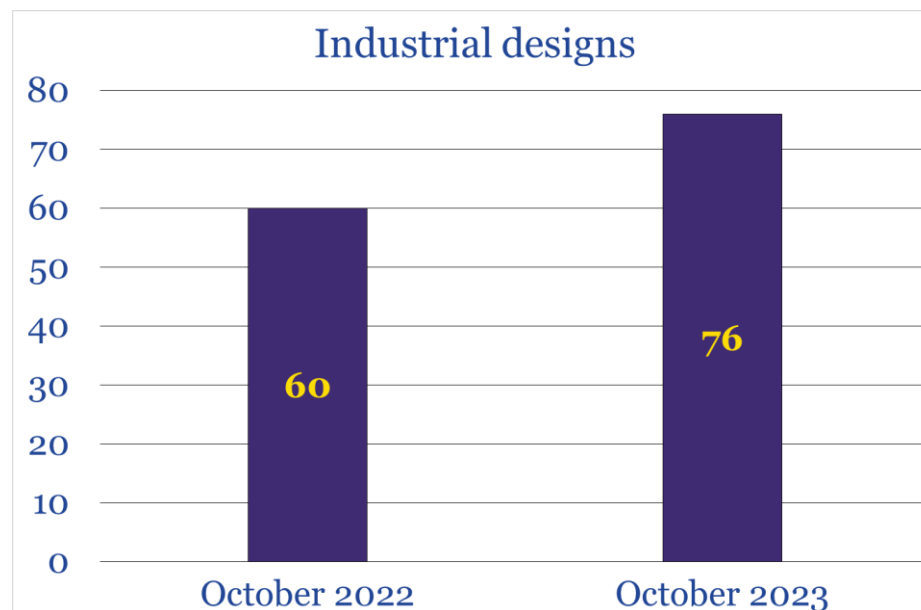
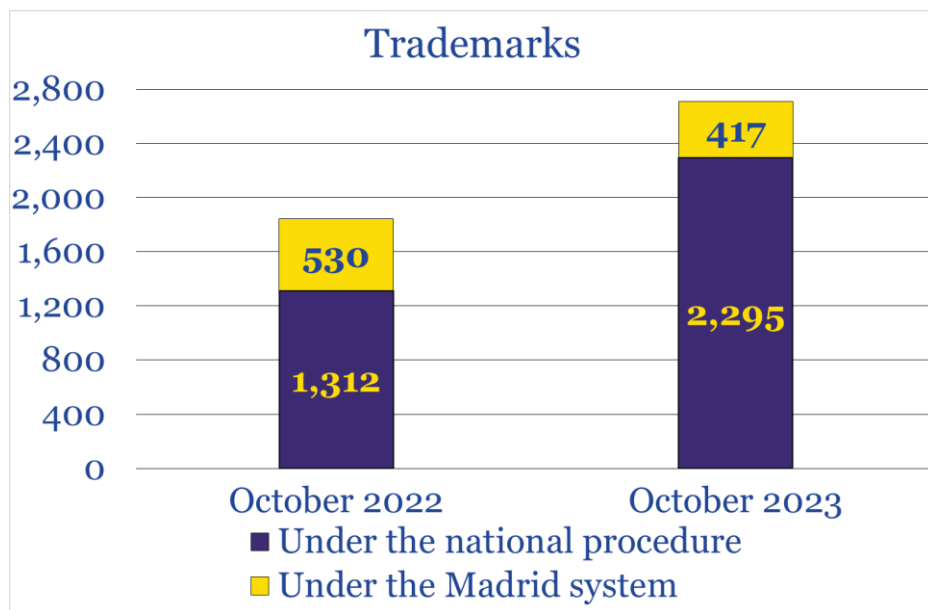
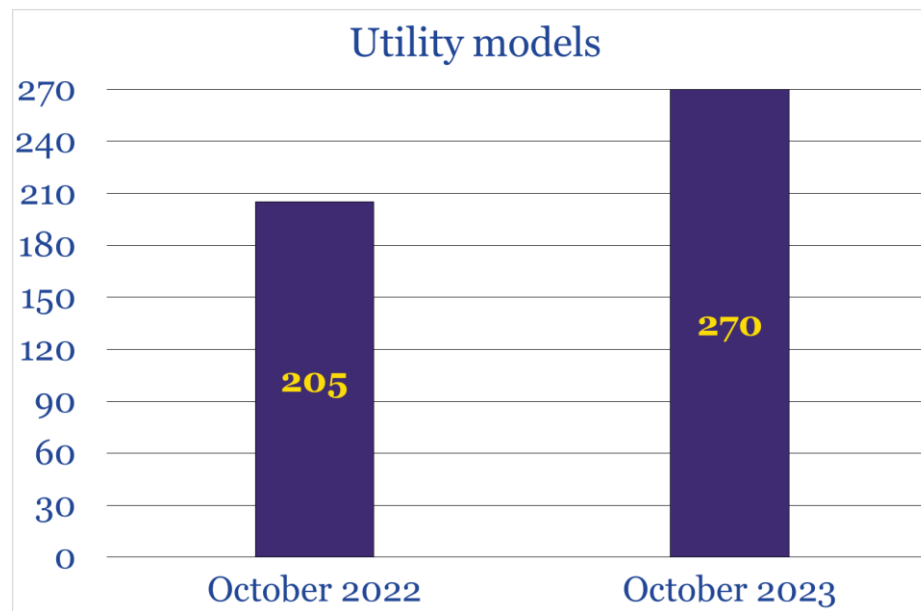
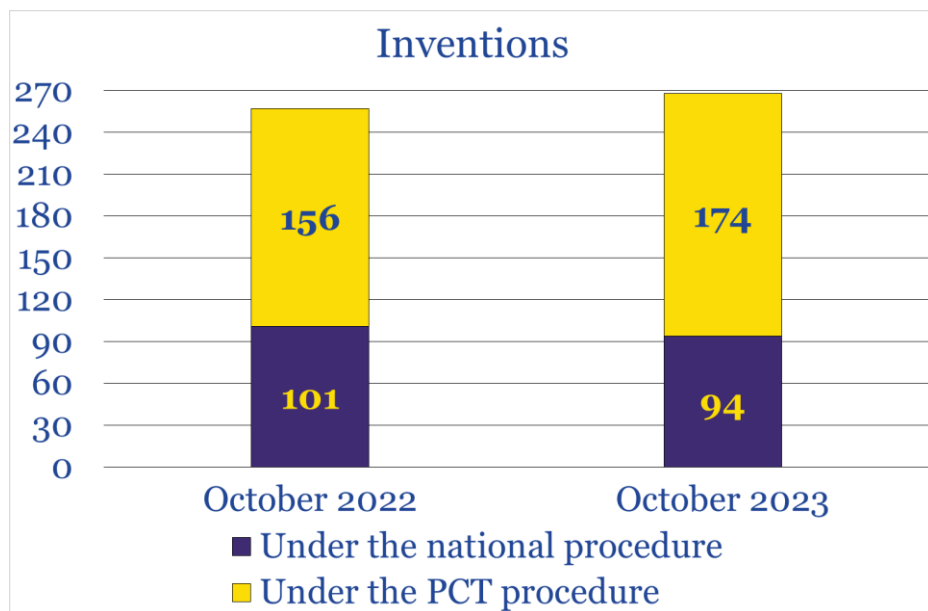


## October 2023 Performance Indicators

| <i>Industrial property object</i>        | <b>October<br/>2022</b> | <b>October<br/>2023</b> | <b>October 2023<br/>to October 2022</b> |
|--|-------------------------|-------------------------|---|
| <i>Applications filed</i>                |                         |                         |   |
| <b>Applications filed total</b>          | <b>2,364</b>            | <b>3,326</b>            | <b>140.7%</b>                           |
| <b>Inventions</b>                        | <b>257</b>              | <b>268</b>              | <b>104.3%</b>                           |
| <i>Under the national procedure</i>      | 101                     | 94                      | 93.1%                                   |
| by residents                             | 82                      | 86                      | 104.9%                                  |
| by non-residents                         | 19                      | 8                       | 42.1%                                   |
| <i>Under the PCT procedure</i>           | 156                     | 174                     | 111.5%                                  |
| <b>Utility models</b>                    | <b>205</b>              | <b>270</b>              | <b>131.7%</b>                           |
| <i>Under the national procedure</i>      | 205                     | 270                     | 131.7%                                  |
| by residents                             | 199                     | 267                     | 134.2%                                  |
| by non-residents                         | 6                       | 3                       | 50.0%                                   |
| <i>Under the PCT procedure</i>           | –                       | –                       | –                                       |
| <b>Industrial designs</b>                | <b>60</b>               | <b>76</b>               | <b>126.7%</b>                           |
| <b>Trademarks</b>                        | <b>1,842</b>            | <b>2,712</b>            | <b>147.2%</b>                           |
| <i>Under the national procedure</i>      | 1,312                   | 2,295                   | 174.9%                                  |
| <i>Under the Madrid system</i>           | 530                     | 417                     | 78.7%                                   |
| <i>Decisions made</i>                    |                         |                         |   |
| <b>Inventions</b>                        | <b>196</b>              | <b>111</b>              | <b>56.6%</b>                            |
| <b>Utility models</b>                    | <b>241</b>              | <b>299</b>              | <b>124.1%</b>                           |
| <b>Industrial designs</b>                | <b>64</b>               | <b>116</b>              | <b>181.3%</b>                           |
| <b>Trademarks</b>                        | <b>1,802</b>            | <b>1,603</b>            | <b>89.0%</b>                            |
| <i>Completed proceedings</i>             |                         |                         |   |
| <b>Inventions</b>                        |                         |                         |   |
| <i>formal examination</i>                | 231                     | 290                     | 125.5%                                  |
| <i>substantive examination</i>           | 191                     | 204                     | 106.8%                                  |
| <b>Utility models</b>                    | <b>243</b>              | <b>319</b>              | <b>131.3%</b>                           |
| <b>Industrial designs</b>                | <b>79</b>               | <b>116</b>              | <b>146.8%</b>                           |
| <b>Trademarks</b>                        |                         |                         |   |
| <i>Under the national procedure</i>      | 2,231                   | 1,663                   | 74.5%                                   |
| <i>Under the international procedure</i> | 462                     | 605                     | 131.0%                                  |
| <i>Registered</i>                        |                         |                         |   |
| <b>Registered total</b>                  | <b>1,571</b>            | <b>1,492</b>            | <b>95.0%</b>                            |
| <b>Inventions</b>                        | <b>108</b>              | <b>59</b>               | <b>54.6%</b>                            |
| <i>Under the national procedure</i>      | 61                      | 28                      | 45.9%                                   |
| <i>Under the international procedure</i> | 47                      | 31                      | 66.0%                                   |
| <b>Utility models</b>                    | <b>187</b>              | <b>237</b>              | <b>126.7%</b>                           |
| <b>Industrial designs</b>                | <b>43</b>               | <b>102</b>              | <b>237.2%</b>                           |
| <b>Trademarks</b>                        | <b>1,233</b>            | <b>1,094</b>            | <b>88.7%</b>                            |
| <b>International registrations</b>       | <b>429</b>              | <b>596</b>              | <b>138.9%</b>                           |

## IP Filings in October 2023



### IP Registration in October 2023

